



- Small Size
- Easy Mounting
- High Resolution Up to 0,001 mm Resolution
- High Accuracy
- Spiral or Cable Option
- Measuring Lengths Up to 100 m
- Resistant to Humidity
- Sturdy Metal Case
- Protection Class IP67

MLS110 reader sensors can be used with B2 magnetic tape, B5 magnetic tape, PS1 profile system or PS2 profile system. The reader sensor glides contactless over the profile with gap up to 0,1 – 2 mm. MLS110 reader sensor provides maximum simple mounting. Spiral or pure cable models are available.

Applications:

- Machining Centers
- PVC Cutting Machines
- Wood Cutting Machines
- Lathes, Milling, Drilling, Grinding Machines
- Sheet Metal Working Machines
- Marble Machines
- Welding Machines
- Bending Machines
- Electrical Discharge Machines
- Robotics / Material Handling
- Glass Working Machinery etc...

Technical Specifications

Resolution	1µm, 5µm, 10µm, 25µm, 50µm, 62.5µm, 80µm, 100µm (or on request)
Output Signal Type	Push-Pull or TTL RS422 Line Driver
Output Signals	A, /A, B, /B, Z, /Z
Current	Maximum 40 mA per Channel
Power Supply	10..30 VDC or 5 VDC
Housing Material	Aluminum
Gap Between Tape and Sensor	0,1 mm to 2 mm
Travel Velocity	3 m/s
Repeatability	± 1 Pulse
Operating Temperature Range	-25 to +85°
Protection Class	IP67

Order Specifications

Magnetic Tape

B5
B2
B1

Power Supply and Output

TTL : 5VDC ± %5 Power Supply,
5 VDC TTL RS422 Line Driver Output
PP : 24 VDC ± %20 Power Supply,
24 VDC Push-Pull Output
HTL : 24 VDC ± %20 Power Supply,
5 VDC TTL RS422 Line Driver Output

Cable Length

3M : 3 Meters
5M : 5 Meters
8M : 8 Meters
10M: 10 Meters
* Optional between 5 to 100 Meters

MLS110 - X X - X X - X X X - X - X X X

Model

Resolution

01 : 1µm | 05 : 5µm
10 : 10µm | 25 : 25µm
62 : 62,5µm | 80 : 80µm
100: 100µm

Signal Output Type

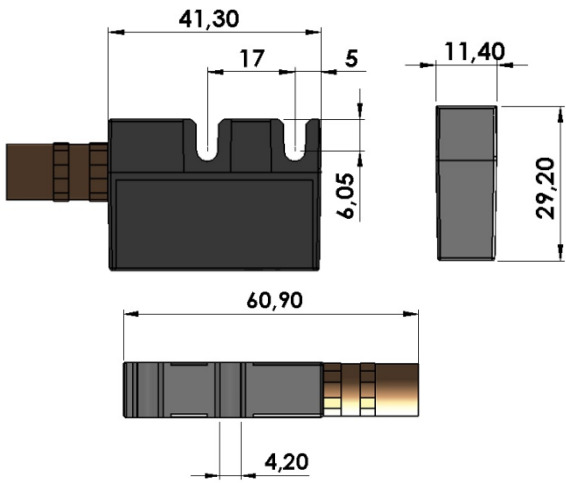
2 : A, B | 3 : A, B, Z
4 : A, /A, B, /B | 6 : A, /A, B, /B, Z, /Z
Optional: One Reference Z Signal

Cable Type

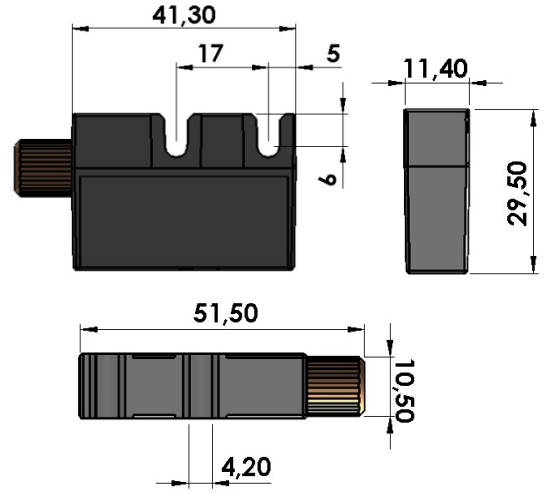
C : Pure Cable
S : Shielded Spiral



Mechanical Dimension

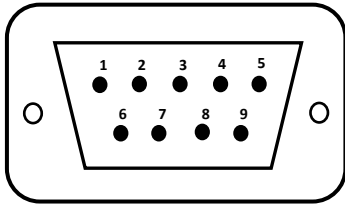


Cable Type: Shielded Spiral



Cable Type: Pure Cable

Pin Connections



Pin Number	Cable Colour	Signal
1	Yellow	A
2	White	/B
3	Red	POWER SUPPLY
4	Black	0 V
5	Blue	/A
6	Green	B
7	Grey	/Z
8	Pink	Z
9	Shield	GROUND

Magnetic Tape and Profile Systems That Can Be Used With MLS 110 Reader Sensor:

- PS1 Profile System
- PS2 Profile System
- B2 or B5 Magnetic Tape



Atek Sensor Technology A.S.

Tuzla Kimya Sanayicileri Org. San. Bolg. Melek Aras Bulvari, No:67 34956 Tuzla - Istanbul / TURKEY

Tel: +90 216 399 44 04

Fax: +90 216 399 44 02

www.ateksensor.com

info@ateksensor.com